

Focal Point

Baltimore Camera Club

The Oldest Continually-Operating Photographic Society in the USA (Incorporated in 1884)



The 734 © Don Vetter—2nd Place in October's Unlimited Digital Competition

Inside this issue:

Editor's Corner; 2013-2014 BCC Leadership	2
<i>In Their Words</i> (Dave Orbock); <i>West Virginia Club Trip</i> (Blog Introduction by Eskin; Photos by Bovenkamp, S. Davis, Eskin, Faulkner, Katz, Lutz, Oney, Ransome, Srinivasa, Voeglein)	3-6
<i>Tips For Photographing Pets and Young Children</i> (Karchin)	7-8
<i>It Isn't The Pot That Makes A Great Cook!</i> (Hirsch); <i>Photos From The 13th Annual Baltimore Running Festival</i> (Bosk)	9-10
October, November 2013 Monthly Competition Results	11-14
Collector's Corner: <i>Korona 8 x 10 Camera</i> (Risk)	15-16
March 2014 Workshop: Marc Muench "Inspired By The Landscape"	17
Coming Attractions (December 2013, January 2014)	18
Parting Shot; PSA Club Membership and Annual Meeting Information	19

Editor's Corner

Thanks to Harry Bosk, Susan Davis, Richard Eskin, Gary Faulkner, Stephen Hirsch, Lewis Karchin, Lewis Katz, Patti Lutz, Steve Oney, Arthur Ransome, Gordon Risk, Raja Srinivasa, and Jim Voeglein for their contributions to this issue.



Focal Point Editor:
Diane Bovenkamp

Here is a new issue of *Focal Point*, just in time for the holiday season. We start with an *In Their Words* Q&A from professional photographer, Dave Orbock, from *Full Circle Ltd*, who gave a presentation on panoramic photography to our club. It's then followed by a collection of member images from the *West Virginia Club Trip*, introduced by excerpts from a blog written by Richard Eskin. Next, are three stellar articles from club members: *Tips For Photographing Pets and Young*

Children (Lewis Karchin); *It Isn't The Pot That Makes A Great Cook!* (Stephen Hirsch); and *Photos From The 13th Annual Baltimore Running Festival* (Harry Bosk). Gordon Risk shares information about his latest acquisition in *Collector's Corner: Korona 8x10 Camera*. Thanks go to Gary Faulkner and Steve Oney for the information provided in the announcement for Marc Muench's BCC Seminar in March 2014, "Inspired by the Landscape - A Photography Seminar." Please send your submissions for future issues to my email address at: d_bovenkamp[at]yahoo.com.

My editorial photo is a moment I'd like to share from a recent trip to San Diego (I feel warmer just looking at it).

Have a Happy Holiday, Everyone!!

Diane



Beach Photo Shoot At Sundown © Diane Bovenkamp

2013-2014 BCC Leadership

Officers (Board):

President: Jim Eichelman

1st VP, Competitions: Kaye Flamm

2nd VP, Programs: Michael Navarre

Secretary: Karen Messick (Past President)

Treasurer: Michael Boardman

Members at Large: Errol Bennett, Bernard Icore, Gary Faulkner, Steve Harman (Past President)

Committee Members and Key Volunteers:

Contest Committee: Kaye Flamm,

Karen Dillon, Diane Bovenkamp

Projection and Image Upload Committee:

Sukumar Balachandran, Jim

Eichelman, Jim Voeglein, Jeffery

Wolk, Eugene Libster

Program Committee: Michael

Navarre, Sukumar Balachandran,

Buzz Charnock, John Davis, Steve

Dembo, Steve Harman, Bernard

Icore, Lewis Katz, Steven Oney,

Karen Messick

Field Outing Committee: Lewis Katz

House Committee: Open

Nominating Committee: Lewis Katz,
Gordon Risk

Member and Visitor Badges: Bob Hansen,
Open Position

Banquet Coordinator: John Davis

Camera School Coordinator: Open

Seminar Chair: Gary Faulkner

Website Coordinator: Steven Oney

Audio/Visual Committee: Steven Oney,
Gary Faulkner

Photographic Society of America (PSA)

Club Membership Representative for BCC:
Diane Bovenkamp

Focal Point Editor: Diane Bovenkamp

The Baltimore Camera Club meets every Thursday night at Mount Washington United Methodist Church, 5800 Cottonworth Ave., Baltimore, MD, 21209. Visitors are welcome. For more information, email karenskier[at]aol.com.

In Their Words: David Orbock



David Orbock with his Hulcherama panoramic camera;
[Full Circle Ltd](#)

What was your very first camera? A Kodak Brownie Hawkeye

What do you consider essential gear to take on a shoot, particularly if you need to travel light? Essential camera gear would depend on the purpose of the shoot, e.g., a bird photographer's needs would be far different than a portrait session, or in my case an outing to capture panoramic images. In general terms essential gear would consist of a camera, flash (maybe), appropriate lenses, light meter, rain gear (maybe), film, tripod, spare camera battery, flashlight and a creative/exploring attitude.

What person, place, or thing inspired you to become a photographer? I bought my first camera to document places and people after I was drafted into the army. I used it for 1 1/2 years until I bought a 35mm Petri camera.

Which 3 people, living or dead, would you like to have for dinner and conversation? Albert Einstein for his insight on the universe and humanity. Alexander Orbock my grandfather who died while I was still young. To clear up many unanswered questions concerning my heritage. John Steinbeck to enlighten me on the intimate details surrounding his novels and travels.

What is one piece of advice you would like to offer to others on following their bliss in photography? Keep your day job until you can make ends meet in your photographic endeavors.

West Virginia Club Trip Blog Introduction by Richard Eskin

Editor's Note: The following are excerpts from the personal blog provided by Richard Eskin (<http://richeskinphoto.com/blog/?m=201310>), which I'm using as an introduction to the West Virginia Club Trip photo montage. Please use this collection of words and photos to become inspired to attend the next club trip. You'll be glad that you went.

Camera Club Trip to WV (posted on October 14, 2013):

The Baltimore Camera Club recently arranged a member trip to West Virginia. In the past they have gone more to the north, closer to Canaan Valley, Dolly Sods, and Seneca Rocks. Happily, this time they went to Pocahontas County, which is my favorite area of WV.

Lodging was arranged at the Inn at Mountain Quest in Frost, WV, about 18 miles from Marlinton, which is the main town in the area. The rooms were a surprise. I was expecting rather old style rooms or rooms you might find at a B&B. The rooms were very nice, very comfortable, and rather delightfully eclectic in design, reflecting a space theme, an African savannah, and an extremely modern black and white design (my room), among others I didn't see.

Raj agreed to share the ride with me, and we stuck together for the whole trip. We went directly to Beartown State Park, which was the furthest from the Inn of the places I wanted to see, so that on the following days, travel would be at least a little shorter. Beartown was all about rocks and ferns from a boardwalk.


The next morning, after a really fine breakfast, and some spiderweb and foggy tree photos, we headed for the Falls at Hills Creek. Before we even hit the falls, a pond right across the road had some good fall reflections. At the Falls, the lower falls has the largest drop at 63 feet, with a very good viewing platform.

After the Falls we hit the Cranberry Glades Boardwalk, which I think is better in the spring. I did shoot some dried ferns and a cecropia moth caterpillar, but nothing really exciting. To end the day, we drove up the Highland Scenic Highway. In some areas, the colors were doing fairly well, but I just couldn't find a particular tree or color mass that excited me.

On Sunday morning we stopped at a place Raj had seen on Saturday, with a pond reflecting an old weathered barn. The mist cooperated, and we stayed there a while, before moving on to Watoga State Park. Some nice fall reflections in the lake, but nothing much else, so we started home.

Rooms and food at the Inn were excellent, but the Inn was almost 20 miles east of Marlinton, and most of the areas I preferred were west of Marlinton, so there was a lot of traveling for Raj and me. Others went to the Cass Railroad, the radio telescope at Green Bank, and the windmill farm, all to the north. Bottom line: Good Trip!

West Virginia Club Trip (...continued)



Fall Reflection © Richard Eskin



Lower Falls Hills Creek © Raja Srinivasa



Down At The Farm © Raja Srinivasa



Foggy Barn © Richard Eskin



Letting Off Steam © Susan Davis



© Diane Bovenkamp



© Patti Lutz



WV Barn 1 © Lewis Katz



All Aboard © Susan Davis



The Safari Room © Gary Faulkner



Reflecting Pond © Jim Voeglein

West Virginia Club Trip (...continued)



Men At Work © Diane Bovenkamp



© Arthur Ransome



© Patti Lutz



Harmony At Dawn © Raja Srinivasa



Scale © Diane Bovenkamp



Turbine Windmills 2 © Steven Oney



Bartow Lass 2 © Lewis Katz



© Patti Lutz

West Virginia Club Trip (...continued)



© Arthur Ransome



Spider Web and Tree in Fog © Richard Eskin



Getting Up Steam © Steven Oney



Early Morning At The Yard © Gary Faulkner



© Patti Lutz



Illumination © Jim Voeglein



Message In The Night © Diane Bovenkamp

Tips For Photographing Pets and Young Children

By Lewis Karchin



Lewis Karchin and Friend
© Lewis Karchin

I have 3 miniature poodle girls (Zellie, Peggie, Roxie). One of them is getting up in years and starting to have failing health. My wife Rachel loves her, as she never had a pet in her life until Roxie. One of our friends who has a 2 year old boy asked me if I could take some shots of him, so I thought that it was an opportunity to try and combine shots of him with the girls. Well, that was a lot more difficult than I bargained for. One hyper little boy and 3 hyper little girls equal a very hard photo shoot.

Taking photographs of children and pets requires a lot of patience. If you are patient enough, they will end up getting exhausted and you will have the opportunity to get a decent shot.

Go Macro and Zoom and Forget the Tripod

Putting on that long lens and filling the frame with close-up shots often make beautiful animal and young child portraits. I mostly use an 85 mm lens. I also use a 55-300 zoom.

Use Natural Light

If possible, always use natural light when taking your picture. Avoid flash, as flash burst can, not only cause red-eye, but also frighten the animal and child. Instead, try to go outside or, if it is not possible, in a room well lit by a large window. You will be using a fast shutter speed.



George © Lewis Karchin



George With Zellie © Lewis Karchin

Keep The Eyes Sharp

Having sharp eyes is important in any kind of portraits photography. As they say, "Eyes are the Window to the Soul" and pets' eyes can be very expressive. So make sure to focus on your pet's eyes and keep them tack sharp.

Lay On The ground

It's most important to get down to their level. It shows us the way they see world! Sit on the floor or lie on your belly, and remember to shoot from their eye level or below. Also, try unusual angles.

Tips For Photographing Pets and Young Children (continued...)


By Lewis Karchin

Manual Focus vs. Dynamic-area AF and Motor Drive


One of the most difficult things is to get your child or pet to stay still. An easy trick is to let them play quietly and, once you have everything ready, let someone call for him or whistle. This will surprise him, catch his attention, and you will have a few seconds to capture him in a nice and alert posture. If you want to use auto-focus, you need a DSLR that allows dynamic focus points. After you achieve focus on the subject with your selected focus point, the camera engages multiple points and maintains tracking of the subject by automatically employing a new focus point according to the subject's movement and changes of composition (while the shutter-release button is pressed halfway). This gives you more compositional freedom when shooting subjects moving erratically from side to side or top to bottom within the frame. Also, it helps to shoot as many frames per second as your DSLR will allow.



Rachel With Rox © Lewis Karchin



Peggy © Lewis Karchin



Zellie © Lewis Karchin

Editor's comments: To view more of Lew's work, visit <http://natureartprint.com>.

It Isn't The Pot That Makes A Great Cook!

By Stephen Hirsch



Stephen Hirsch

I've been making photographs since 1976; more seriously in the last 15 years. But, living near the ocean on Long Island, I also love fishing.

One beautiful July day in 2011, a buddy and I went on an open party boat for some fluke fishing. The size limit on fluke is 19 ½ inches so if I catch a keeper it's a fluke....rim shot please.

The day trip lasts from 8 a.m. until 2 p.m. At about 1:30p.m., we're heading back to the dock. One fisherman at the back of the boat begins tossing left-over squid pieces to the ever-present sea gulls.

As he's feeding them, the birds get more and more bold. Instead of tossing the bait in the air, he begins to try to feed them by hand.

The sea gulls get closer and closer to taking the squid from his hand.

So here I am, a fisherman and a rather serious photographer witnessing this scene and thinking: "of all times not to have a camera."

The only thing I have with me is an old 1-2 megapixel LG dumb cell phone. But, what the heck, what do I have to lose.

I walk down the deck, close to the fisherman, and point the phone-camera at the scene. I take two shots, send the photo to my email address, we dock, and I go home.

When I got home and looked at the email photo, I was shocked and delighted to see what my phone captured. The image follows:

So, like it isn't the price of the pot that makes a great cook, it isn't always the price of the camera that makes the photo.

Lucky shot? You bet.

Sometimes it's better to be lucky than have a *Leica*.



© Stephen Hirsch

Photos From The 13th Annual Baltimore Running Festival

By Harry Bosk

Editor's Note: The selection of Harry's photos below first appeared on October 14, 2013 in an article/photo essay in the [Baltimore Business Journal](#) (please visit the website through the provided link to the article for more images of the event and for full copyright information). The rights to the photos are owned by Harry Bosk.



Erika Brannon, a local teacher who lost a leg during the Boston Marathon bombings, served as the honorary starter of the Baltimore Running Festival on Saturday. The event drew 27,000 participants.

Harry Bosk



Elizabeth Perry, 38, of Pittsburgh, was the winner of the women's marathon. She ran the race in 2:57:57.

Harry Bosk



A runner holds an Orioles flag at the start of Baltimore Marathon on Saturday.

Harry Bosk




Signs are always popular along the Baltimore Running Festival.

Harry Bosk


Baltimore Camera Club Monthly Competition Results

By The Contest Committee, Projection & Image Upload Committee, and Key Competition Volunteers:

Kaye
Flamm



Karen
Dillon



Diane
Bovenkamp



Steve
Dembo



Roger
Miller



Eugene
Libster



Jeffrey
Wolk



Jim
Voeglein



Sukumar
Balachandran



Jim
Eichelman



October 2013

Open Print Competition (10/10):

Novice Monochrome Prints

- 1st—Paul Biederman—Tip & Lip- Callah Lilly
- 2nd—Harry Bosk—Stare Down
- 3rd—Charles Bowers—Laundry Day
- 4th—Harry Bosk—Shadow Riff
- 5th—Karen Dillon—Skyline
- HM—Charles Bowers—Olive Tree

Novice Color Prints

- 1st—Maria Drumm—Monet's Studio
- 2nd—Paul Biederman—The Harvest Has Begun
- 3rd—Maria Drumm—Baking a Cake
- 4th—Paul Biederman—Digging Down Deep
- 5th—Alice Aldrich—Jalopy
- HM—Jim Voeglein—California Dreaming

Unlimited Monochrome Prints

- 1st—Arthur Ransome—Waiting at the Station
- 2nd—Gary Faulkner—Winter Sky Over Harford County
- 3rd—Jon Meyer—The Touch
- 4th—Roger Miller—Shania's Smile
- 5th—Arthur Ransome—Windmill
- HM—Steve Oney—Table, Window & Wheel

Unlimited Color Prints

- 1st—Jon Meyer—The Chesapeake from Matapeake-2
- 2nd—Gary Faulkner—Sisters and Brother
- 3rd—Joan Saba—October in the Tetons
- 4th—Kay Muldoon-Ibrahim—Subway Melting-Pot
- 5th—Joan Saba—Reddish Egret Fishing
- HM—Jon Meyer—Hall of the Mountain King

Open Digital Competition (10/24):

Novice Digital Images

- 1st—Paul Biederman—Drying Out
- 2nd—David Paul—There
- 3rd—Errol Bennett—Flute Player
- 4th—Charles Bowers—Tents in a Row
- 5th—Stephen Majchrzak—Kennilworth Gardens Lotus
- HM—Buzz Charnock—Great Falls Sunrise

Unlimited Digital Images

- 1st—Arthur Ransome—Bedroom
- 2nd—Don Vetter—The 734
- 3rd—Roger Miller—Naval Academy Chapel
- 4th—Maria Drumm—West African Teenager
- 5th—Steve Dembo—Brooklyn
- HM—Roger Miller—The Old Log Pile

HM=Honorable Mention; Header Photo Credits: Images of Jim Eichelman and Jim Voeglein are © Diane Bovenkamp; Images of Sukumar Balachandran, Diane Bovenkamp, Steve Dembo, Karen Dillon, Kaye Flamm, Eugene Libster, Roger Miller, and Jeffrey Wolk were self-submitted.

October 2013



Monet's Studio © Maria Drumm
1st—Novice Color Print




Tip & Lip- Callah Lilly © Paul Biederman
1st—Novice Monochrome Print



Bedroom © Arthur Ransome
1st—Unlimited Digital Image



Waiting at the Station © Arthur Ransome
1st—Unlimited Monochrome Print



The Chesapeake from Matapeake-2 © Jon Meyer
1st—Unlimited Color Print




Drying Out © Paul Biederman
1st—Novice Digital


Baltimore Camera Club Monthly Competition Results

By The Contest Committee, Projection & Image Upload Committee, and Key Competition Volunteers:

Kaye
Flamm



Karen
Dillon



Diane
Bovenkamp



Steve
Dembo



Roger
Miller



Eugene
Libster



Jeffrey
Wolk



Jim
Voeglein



Sukumar
Balachandran



Jim
Eichelman



November 2013

Themed Print Competition (11/7):

Minimal Photography

Novice Monochrome Prints

- 1st—Sukumar Balachandran—Night Tide
2nd—Vella Kendall—Stepping Off
3rd—Richard Eskin—Double-Crested Cormorant
4th—Karen Dillon—Wash Day
5th—Paul Biederman—Hold Me!
HM—Kaye Flamm—Heart of Holes

Novice Color Prints

- 1st—Richard Eskin—Painted Desert
2nd—Vella Kendall—In the Mist
3rd—Sukumar Balachandran—Serenity Now
4th—Sukumar Balachandran—Dusk Crasher
5th—Karen Dillon—Arking Zone
HM—Karen Dillon—Rain Maker

Unlimited Monochrome Prints

- 1st—Steve Oney—Saint Louis Arch
2nd—Rebecca Rothery—Bike Trails on Cobblestones
3rd—Rebecca Rothery—Gallery Reflection
4th—Steve Dembo—The Brown Building, MICA
5th—Arthur Ransome—Baked Mud
HM—Steve Oney—Water Reeds

Unlimited Color Prints

- 1st—Rebecca Rothery—Red Bowl in Blue Window
2nd—Steve Dembo—Study in Green & Yellow
3rd—Roger Miller—Street Grate
4th—Gary Faulkner—Oily Glove
5th—Roger Miller—Need a Lift?
HM—Joan Saba—Venetian Color

Open Digital Competition (11/21):

Novice Digital Images

- 1st—Annette Conniff—Floating Fall
2nd—Steve Sattler—Morning Dew
3rd—Richard Eskin—Halloween Pennant
4th—Karen Dillon—Rain Date
5th—Lynn Robert—Carolina Wren
HM—Errol Bennett—Mother & Child

Unlimited Digital Images

- 1st—Alan Wilder—Catch of the Day
2nd—Sukumar Balachandran—Hon in Training
3rd—Joan Saba—Village Child
4th—Roger Miller—White Water
5th—Sukumar Balachandran—Kool Kat
HM—Joan Saba—Bagan Burma

HM=Honorable Mention; Header Photo Credits: Images of Jim Eichelman and Jim Voeglein are © Diane Bovenkamp; Images of Sukumar Balachandran, Diane Bovenkamp, Steve Dembo, Karen Dillon, Kaye Flamm, Eugene Libster, Roger Miller, and Jeffrey Wolk were self-submitted.

November 2013



Saint Louis Arch © Steve Oney
1st—Unlimited Monochrome Print




Night Tide © Sukumar Balachandran
1st—Novice Monochrome Print



Painted Desert © Richard Eskin
1st—Novice Color Print



Red Bowl in Blue Window © Rebecca Rothey
1st—Unlimited Color Print



Floating Fall © Annette Conniff
1st—Novice Digital



Catch of the Day © Alan Wilder
1st—Unlimited Digital Image

Collector's Corner

Korona 8x10 Camera By Gordon Risk



Gordon Risk © 2012
Diane Bovenkamp

My latest acquisition is an 8"x10" wooden view camera called a Korona Home Portrait, made by *Gundlach* in Rochester NY (Image #1). Manufactured between 1915-1930, it is walnut stained cherry wood with nicked hardware and black leatherette bellows (Image #2). It weighs approximately 11½ pounds. The rear focus uses rack and pinion gears with two tracks on the base rails. The back swings to correct converging lines. The back can be set vertical or horizontal, called a reversing back (Image #3).

The camera's name plate (Image #4) lists the maker as "Gundlach-Manhattan Optical Co., Rochester, NY," referring to Ernst Gundlach. I have heard of him before, but did not know his history. He was born in Germany in 1834 and was already an accomplished maker of microscopes and optic lenses when he immigrated to the US in 1872. By 1876, he was working for Bausch & Lomb Incorporated, but after two years, left to open his own business in Rochester, called the Gundlach Optical Company. He continued to make Gundlach microscopes in the 20th century. Many company changes took place in those later years and Gundlach decided to return to Germany in 1904, where he died in 1908. The company carried on with his name, acquiring camera and shutter businesses until 1928 when John Seebold bought the company and continued with cameras and optics until 1972.



Image 1: Korona 8"x10" © Gordon Risk




Image 2: Bellows © Gordon Risk



Image 4: Name Plate © Gordon Risk



Image 3: Reversing Back © Gordon Risk

Collector's Corner (...continued)

Korona 8x10 Camera By Gordon Risk

Image #5 shows an 8"x10" negative of Cylburn Mansion, my first test shot.



Image 5: 8"x10" Negative from a Korona Home Portrait © Gordon Risk

Sources: Camerapedia.com, Wikipedia.com, Historiccamera.com, and *McKeown's Price Guide to Antique & Classic Cameras 2001-2002*.

The Baltimore Camera Club Presents
Marc Muench
"Inspired by the Landscape - A Photography Seminar"
SATURDAY, MARCH 15, 2014

The Baltimore Camera Club is sponsoring a one-day seminar featuring one of America's top photographers, Marc Muench. Marc will educate, enlighten and motivate. For more information about Marc, visit www.muenchphotography.com/artist-bios/.

The seminar will take place at The Kelley Lecture Hall on the campus of Goucher College in Towson, MD (1021 Dulaney Valley Road, Towson, MD. 21204). Doors open at 8:00 a.m., with the seminar starting at 9:00 a.m. and concluding at around 4:30 p.m. Tickets cost \$80 per person with advanced registration, and cost \$90 per person at the door.

Please visit the club's website (www.baltimorecameraclub.org) for more information on how to register and obtain your tickets. Also, you may direct your questions to the Seminar Chair, Gary Faulkner.



[Marc Muench's Web Site](#)

[Marc Muench's Biography](#)

[Marc Muench talks about his career, and what drives him \(Outdoor Photography Article\)](#)

[Wikipedia Entry For Marc Muench](#)

[Marc Muench on YouTube](#)

[Marc Muench on Facebook](#)

[Marc Muench's Books](#)

Excerpt From Marc Muench's Biography:

Marc Muench has been a professional landscape and sports photographer for over 20 years. After completing his studies at Pasadena Art Center College of Design in the spring of 1989, Marc immediately began photographing for book publishers such as Graphic Arts Center, Browntrout Publishing and Time Inc. Soon after, Marc represented Canon Camera in several ad campaigns, as well as appearing on "Canon Photo Safari" which aired on ESPN outdoor block, for eight straight seasons.

Marc was designated by Kodak in 2003 as a Kodak Photo Icon. Marc's photography has appeared on covers or inside Time, National Geographic, Traveler, Arizona Highways, Ski, Skiing, Sunset, Outside, Sierra Magazine, etc. His work also appears in books, calendars, note cards, postcards, posters and annual reports.

Coming Attractions

December 2013

2013-2014	Event	Info
Tuesday, December 3	Program	Dave Orbock, a former NASA scientist who creates panoramic images with a specialized modern medium-format camera called the Hulcherama, will showcase his images and discuss his technique. fullcirclephoto.com
Thursday, December 12	Print Competition 4 (Open)	This is an open competition with 3 judges: Bill Conway: Bill Conway Flickr David Simpson: David Simpson Images Francis Rahl: Frances Rahl Zenfolio (please note that this site contains photographs of nudes) Board Meeting: 6:30 pm
Saturday, December 14	Field Shoot	Conowingo Dam area for eagles. We will travel northeast of town to see and shoot the eagles and other items of interest at the Conowingo Dam area. For those wishing to car pool we will meet in the church parking lot at 830am and should be returning by early to mid afternoon. Please rsvp to Lewis Katz via email to basskatz@comcast.net . A Visitor's Guide to the Bald Eagles at Conowingo Dam
Thursday, December 19	Holiday Party	This potluck social will take place at the church.
Thursday, December 26	No Meeting	Christmas/Holiday Break

January 2014

2013-2014	Event	Info
Thursday, January 2, 2014	Digital Competition 4 (Open)	This is an open, non-themed competition with 3 judges: Lauren Amberman: Flickr page David Winters Eric Kruszewski: www.erickruszewski.com
Thursday, January 9	Program	Kristen Hileman, Curator of Contemporary Art at the BMA will discuss the BMA's Photography Collection – a look at how private collectors have helped to shape and expand the museum's photography collection, with a special focus on a recent gift that includes photos that address environmental concerns, consumer culture, and contemporary portraiture, as well as works that reveal a 21st century approach to romanticism in photographic imagery. To Search The BMA's Collection Board Meeting: 6:30 pm
Thursday, January 16	Print Competition 5 (Open)	This is an open, non-themed competition. Judges TBD.
Thursday, January 23	Program	Member presenter Rebecca Rothey will discuss the history of "street photography" and its evolving techniques and showcase some of her images as well as those of other club members. rotheyphotography.com
Thursday, January 30	Digital Competition 5 (Themed)	Theme: Blue Hour Photography Solo Judge: Lynn Silverman, MICA Instructor: Lynn Silverman MICA

Focal Point

Baltimore Camera Club

The Oldest Continually-Operating Photographic Society in the USA (Incorporated in 1884)



Parting Shot



There © David Paul (2nd place Novice Digital Competition, October 2013)



The Baltimore Camera Club is a Member Club
of the Photographic Society of America

www.psa-photo.org

[PSA-Member Clubs and Councils Overview](#)

Future PSA Conferences:

2014 - Albuquerque, New Mexico September 27 to October 3, 2014

2015 - West Yellowstone, Montana September 27 to October 3, 2015

For more information: [PSA Annual Conference Overview](#)

