

BlockCentralAppliquéChallenge
Block#1, April 2006
RoseWreath2
©2006 Donna Duquette



On the pages that follow, you'll find the layout and

templates for this block.

I've included the template for the ring for those of
you who prefer machine appliqué. If you're
doing hand appliqué, you'll probably find that it's e

asier to use bias strips.


The templates given are sized for a 12" block. For bes
slightly larger, 13", and then trim it 12.5" once you've


results, cut your background fabric
completed the appliqué.


Enjoy!



Donna

Unnamed









Worktable Block
Pattern for 12.00x12.00 block
Key Block (14/50 actual size)

