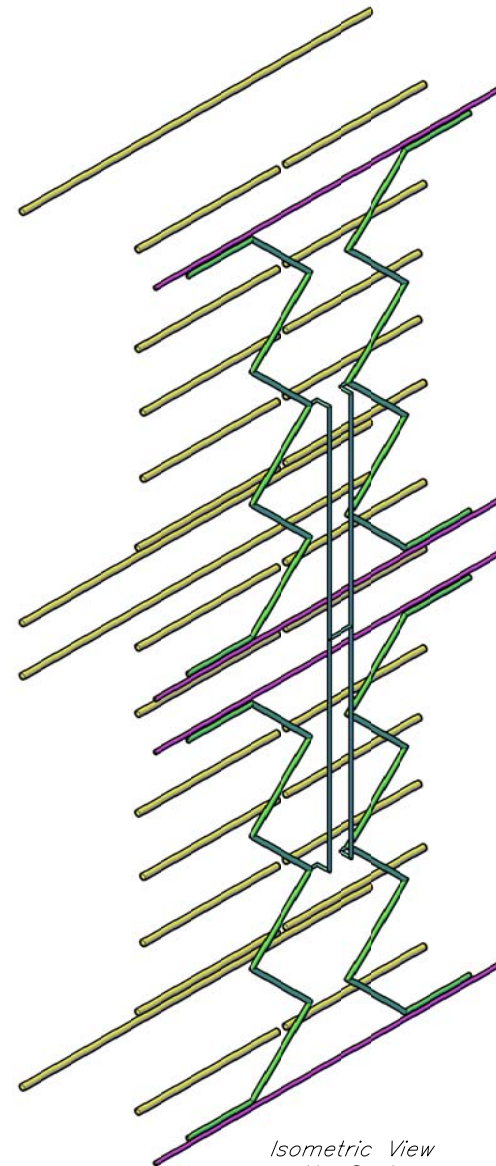
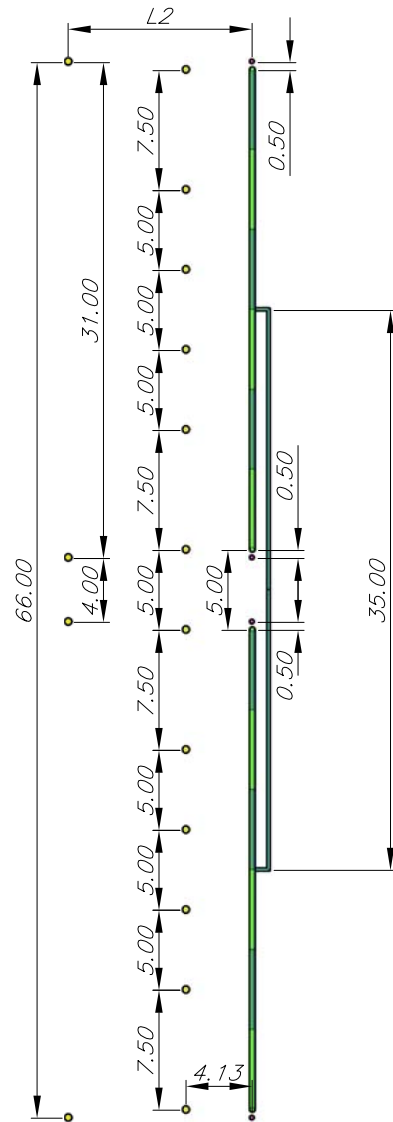
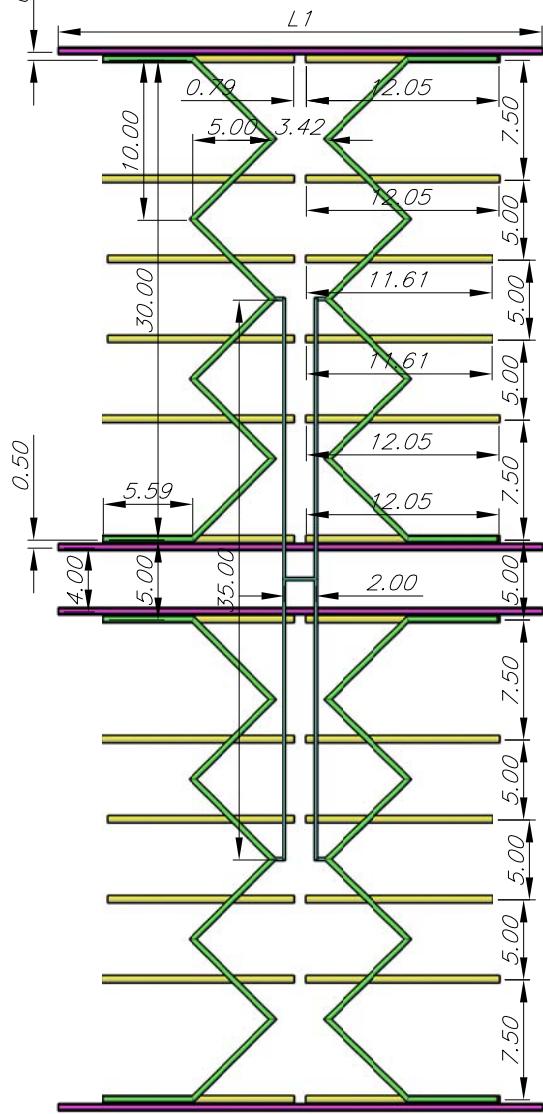
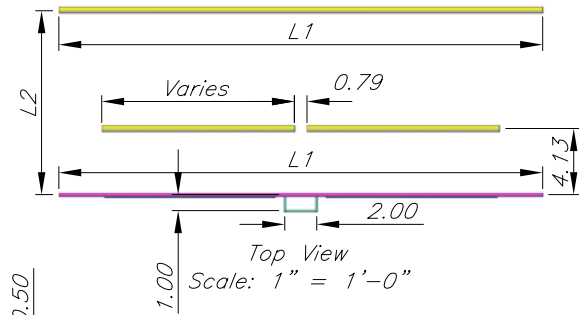


DOUBLE-BAY GRAY-HOVERMAN COLINEAR NAROD ANTENNA, UHF & VHF-HI

Notes:

1. All dimensions are in inches. Measure spacings from wire center to wire center.
2. For all dimensions not shown, keep in mind that the antenna is symmetrical. If in doubt, assume a mirror image.
3. The driven elements are green, feedlines are cyan, reflectors are yellow, and narods are magenta.
4. Attach balun to center point of feedlines.
5. Modify dimensions of L1 & L2 to suit your situation regarding VHF-hi channels. Keep in mind that it can also have significant gain from the back. Other models may better suit your needs if VHF-hi is not important to you.
6. The framework that the elements are attached to is not shown. Get creative, and look at ideas posted on the antenna development forum at www.digitalhome.ca/forum. Share your ideas and photos there as well.



| NAROD & NAROD reflector Dimensions/offsets | | |
|--|--------|-------|
| VHF-HI Design Channel | L1 | L2 |
| 7 | 31.5"? | 12.5" |
| 9 | 30.25" | 11.5" |
| 13 | 28" | 10" |
| | | |

Materials: Driven elements are #6 solid bare copper wire. Feedlines and narods are #10 solid bare copper wire. Reflectors are 3/8" aluminum, copper, or galv. steel rods or tubing. Other substitutions may be OK - see www.digitalhome.ca/forum for ideas.

Gray-Hoverman antenna designs, schematics, and diagrams are copyright 2008 and are free: you can redistribute them and/or modify them under the terms of the GNU General Public License as published by the Free Software Foundation. For your complete copy of the GNU General Public License to go along with the designs, schematics, and diagrams, see www.gnu.org/licenses/gpl.txt.