


Check that all items are included.
 The ZBoost harness with attached 3 position switch.
 8 tie wraps for securing cables. 1 Red connector for picking up signal at the Ignition Coil and full colour instructions.

Zboost installation is very simple the only tools you will need are to be found within the standard tool kit plus a drill for the 6mm hole to fit the switch..

Remove/Dismount the following items:

The fake tank, front seat and the left scoop. This allows acces to the electrical area. Mount the Zboost unit on top of the fuel pump relay and locate the Vboost Servo Control Connector, pull apart the connector and insert the Zboost connectors, they will only fit one way. Look at pictures below:




Important Long Black Cable Connection: If you do not fit this in the correct position the unit will not work. Once you have located the correct fitting point attach the black wire using red connector as shown in pictures.

Disclaimer:

All changes to your bike on your own risk. Intended for racing purposes only !
 Zboost modification of the V-Boost system is NOT approved by Yamaha Motor Corp.
 Zboost is not approved or tested by DOT, EU or any other national or international organisation.

Mount the switch in the black fascia, handlebar or else as you like..



Example of switch locations.





Another choice of switch location. Make sure to leave enough clearnce for the switch, file a half round in the top half where it contacts the handlebar for cable exit.



For Vmax model years 91 - to date the long black wire connects to the orange wire of the connector attached to **rear left coil** (as sat on the bike) this is located under the front seat. See picture to the left.

For Vmax model years 1985-1990 the long black wire connects to the orange wire on the connector from the **front left coil only** (as sat on bike), this can be easily located under the left hand black neck cover in front of the dummy tank see picture to the right.



Unless the instructions above are strictly adhered to the Zboost kit will not work.

Finally check all connections, refit the bodywork and start the bike.