

# SUPRA INSTALLATION



**NOTE:**

Picture may be different than actual product! This is a reference guide only!


***Remove Front Bar.***



***Remove Plastic guard tray attached to reinforcement.***




*Bend the bracket on the water over flow bottle 5-10 degree. So that the water flow bottle sits up higher just underneath the reinforcement.*



*Remove Standard Piping.*

*Mount the intercooler and intercooler brackets into position.*






*~Install Piping~ (Bottom Driver Side)*



*(Top Driver Side)*



*(Top Passenger Side)*



*(Bottom Passenger Side)*



*Re check everything make sure piping is securely installed and clamps are tightened and put back front bar.*



# **FINISHED!**

## **LIMITED WARRANTY**

Hybrid Development international will warranty for the period of 1 year from original purchase against all defects in workmanship and materials. Hybrid Development international ltd is not responsible for expenses incurred for labor, personal injury or inconvenience. Hybrid Development international sole responsibility is to offer a replacement product or to repair the damaged product. Hybrid Development international cannot warranty products damaged by improper installation. All other products sold by Hybrid Development international are warranted by the original manufactures and is not the responsibility of Hybrid Development international. All products are for racing use only.